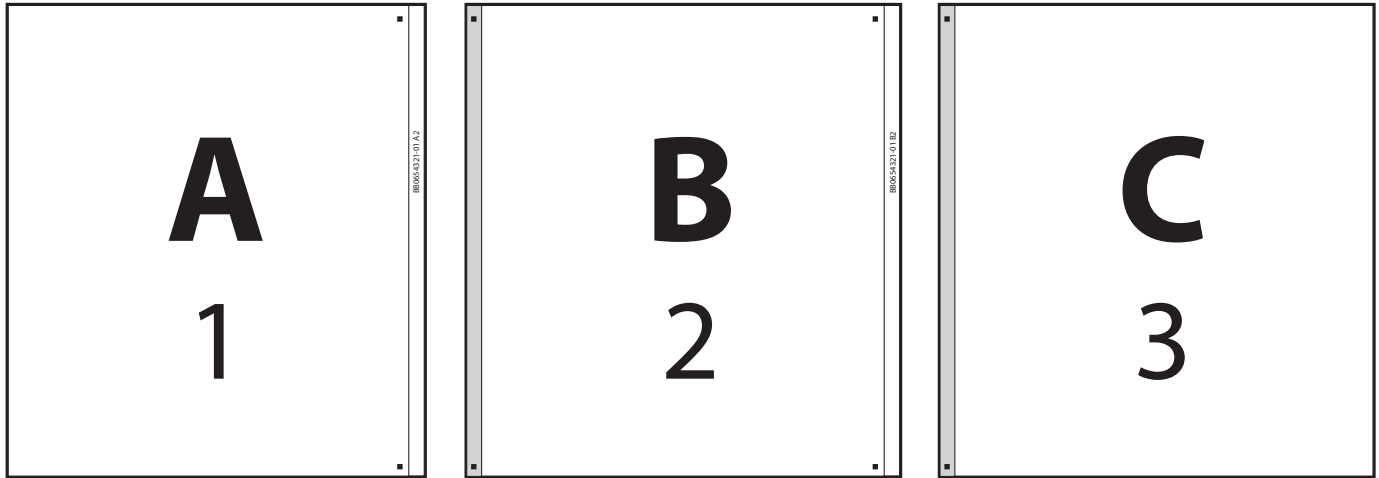


8 Sheet Poster Installation Instructions



- The numbers above (i.e., "1", "2", and "3") refer to the recommended posting order of the panels.
- Panel "1" is installed first followed by "2", then "3" with the panels on the right side overlapping the panels on the left by .75" as shown above.

Folding Method:

The panels are folded in-half bottom to top and folded in-half again bottom to top (Figure 1.)

They are then collated into a 3-panel group (Figure 2) and the group is folded in-half to make a bundle. The outside panel of each folded bundle is the A panel.




Figure 1

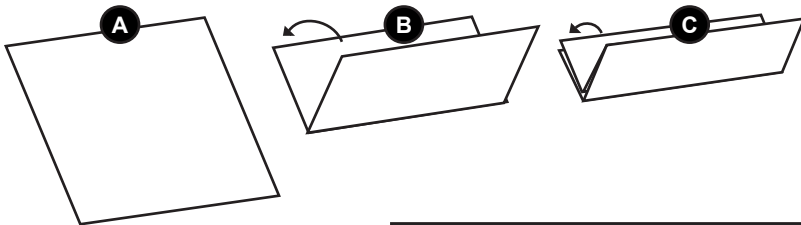


Figure 2

